



lumini Solucoes em Iluminacao LTDA
www.lumini.com.br
Email: laboratorio@lumini.com.br
Tel: +55 11 3437-5555 Fax: +55 11 3437-5555
Address: Rua Ferreira Viana, 716 - Socorro - São Paulo/SP

lumini

LumCAT:

Luminaire: solum cob fm

LampCAT: modulo led 15.5W 30K irc 90

Ballast type: led driver 350mA

Report No:

Voltage(V): 127.0000

Test No:

Current(A): 0.1340

Number of Lamps: 1

Power (W): 15.8700

Lamp flux(lm): 1265.0

PF: 0.9300

Length(mm): 130

Width(mm): 130

Phm Type: C

Height(mm): 0

Photometric Results

Lumens(lm): 1015.88, Efficiency(%): 80.31% , Luminous Efficacy(lm/W): 64.01

Central intensity(cd): 3412.638, Maximum intensity(cd): 3412.638

Angle of maximum intensity: $C=0.0$ $\gamma=0.0$

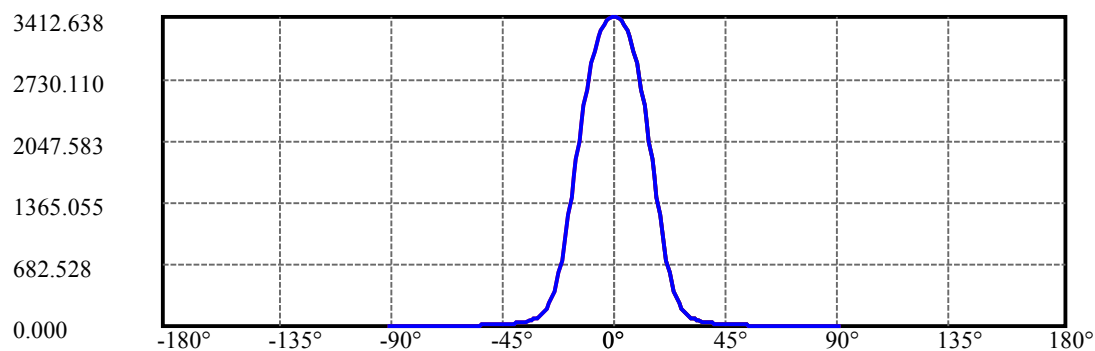
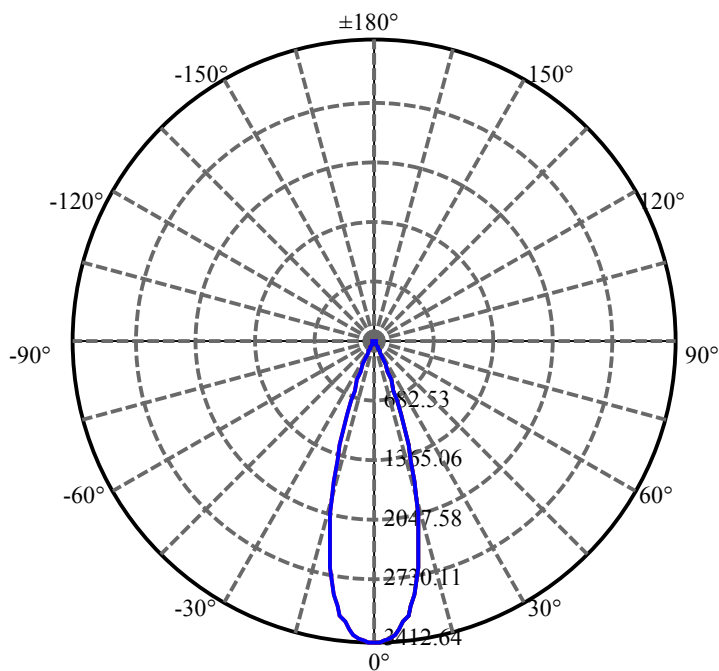
Beam angle of C0 plane : 31.45

Average BeamAngle(IEC 61341): 31.45

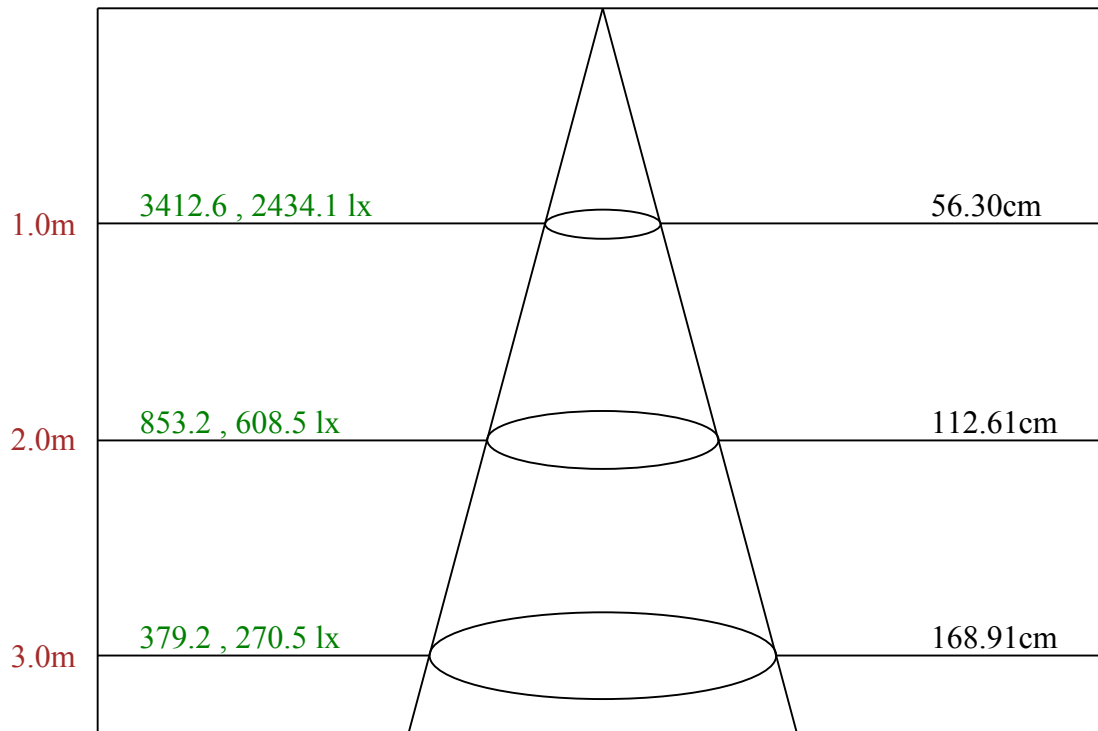
Equipment: equipamento lumini
Temperature(°C): 25.5

Date: 16/09/2024
Humidity(%): 55.0%

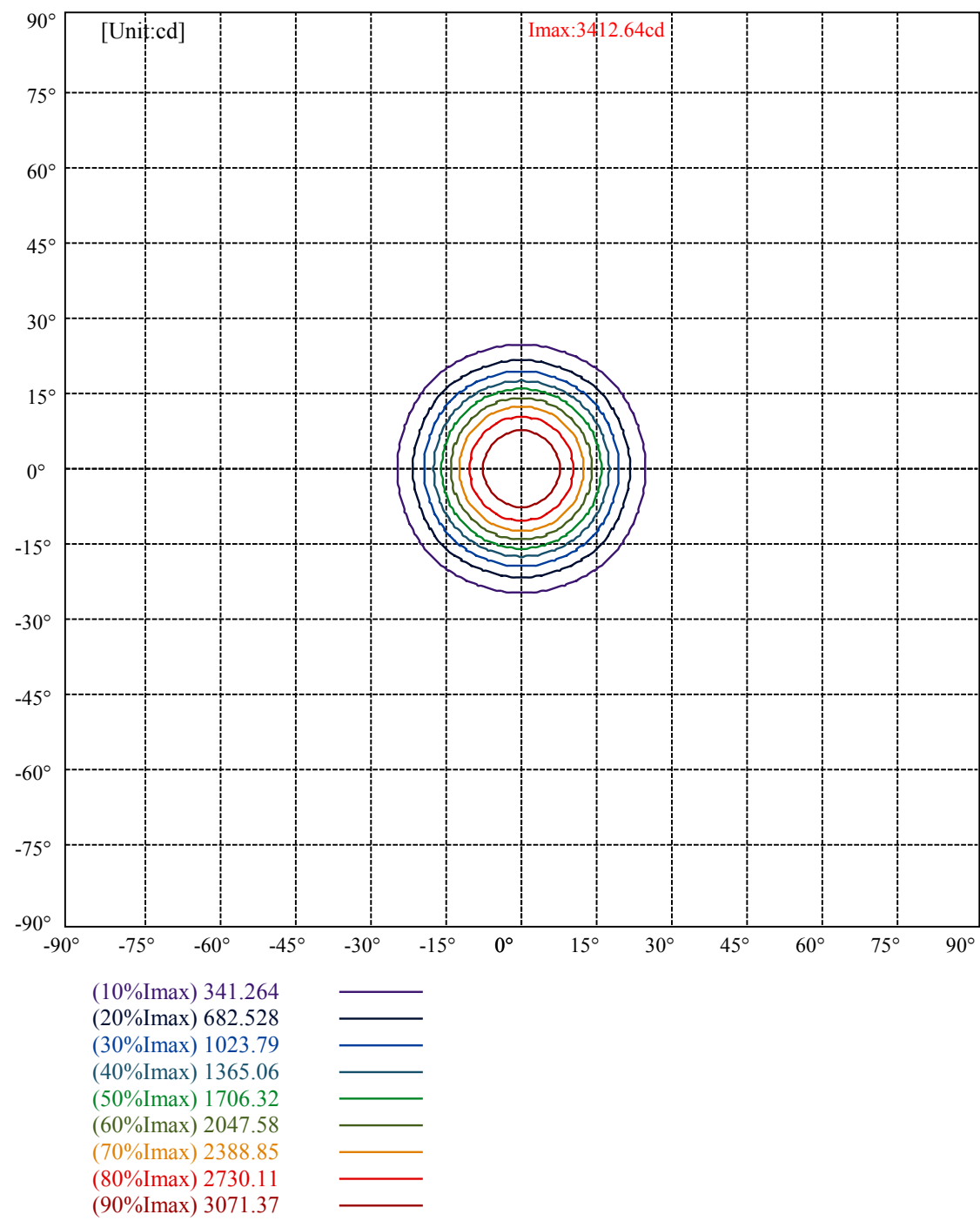
Operator: 01
Distance(m): 6.90



C0(Max):
C0/C180:
C90/C270:



Max , Ave Beam angle of C0 plane 31.45



lumini

Luminance Limiting Curve(no luminous side)

Appendix Page: 5 Total:6

Luminance Table

γ	45	50	55	60	65	70	75	80	85
C0	1653	1280	904	659	547	593	740	1055	2004
C45	1653	1280	904	659	547	593	740	1055	2004
C90	1653	1280	904	659	547	593	740	1055	2004

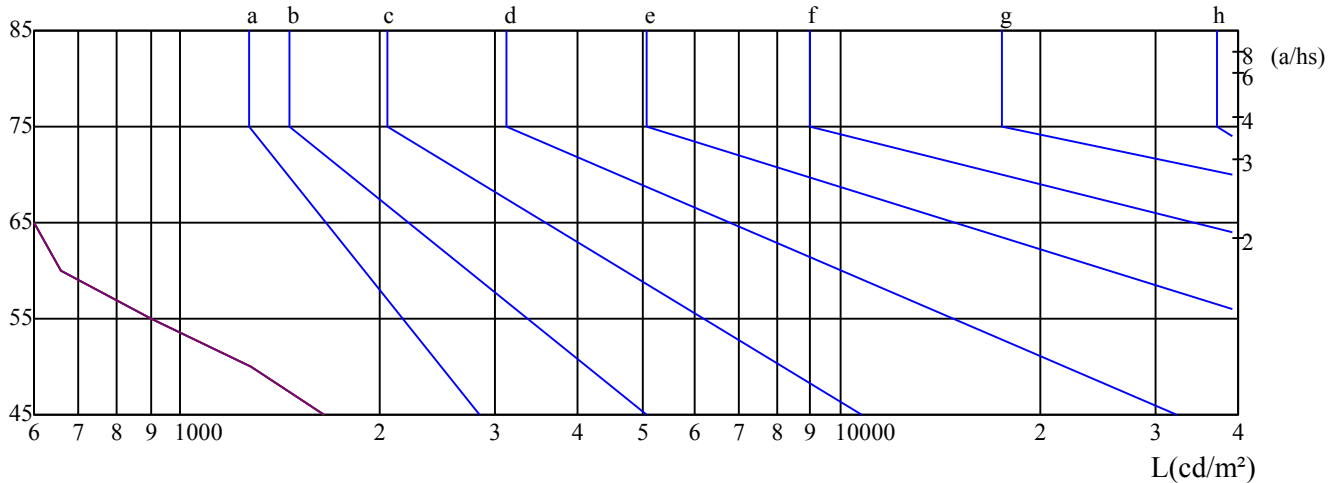
L(Hor)(65)	L(Ver)(65)	L45(65)	L(Hor)(75)	L(Ver)(75)	L45(75)	L(Hor)(85)	L(Ver)(85)	L45(85)
547	547	547	740	740	740	2004	2004	2004

Glare Table

Glare	Quality	Service Values Illuminance(lx)							
1.15	A	2000	1000	500	≤ 300				
1.5	B		2000	1000	500	≤ 300			
1.85	C			2000	1000	500	≤ 300		
2.2	D				2000	1000	500	≤ 300	
2.55	E					2000	1000	500	≤ 300
		a	b	c	d	e	f	g	h

Luminance Limiting Curve

$\gamma(^{\circ})$



C0 ———

C45 ———

C90 ———

Equipment: equipamento lumini
Temperature($^{\circ}$ C): 25.5

Date: 16/09/2024
Humidity(%): 55.0%

Operator: 01
Distance(m): 6.90

Illumination assessment according UGR											
Rf of Ceiling		70	70	50	50	30	70	70	50	50	30
Rf of Wall		50	30	50	30	30	50	30	50	30	30
Rf of Floor		20	20	20	20	20	20	20	20	20	20
Room dimensions		Viewed crosswise					Viewed endwise				
X	Y										
2H	2H	4.73	5.66	5.10	5.97	6.29	4.73	5.66	5.10	5.97	6.29
	3H	5.08	5.90	5.46	6.24	6.59	5.08	5.90	5.46	6.24	6.59
	4H	5.44	6.20	5.84	6.56	6.93	5.44	6.20	5.84	6.56	6.93
	6H	6.09	6.79	6.51	7.17	7.57	6.09	6.79	6.51	7.17	7.57
	8H	6.56	7.22	6.98	7.61	8.01	6.56	7.22	6.98	7.61	8.01
	12H	7.19	7.82	7.62	8.21	8.63	7.19	7.82	7.62	8.21	8.63
4H	2H	4.69	5.45	5.09	5.81	6.17	4.69	5.45	5.09	5.81	6.17
	3H	5.21	5.85	5.64	6.25	6.66	5.21	5.85	5.64	6.25	6.66
	4H	5.82	6.37	6.26	6.80	7.24	5.82	6.37	6.26	6.80	7.24
	6H	6.73	7.21	7.20	7.67	8.12	6.73	7.21	7.20	7.67	8.12
	8H	7.40	7.85	7.88	8.30	8.78	7.40	7.85	7.88	8.30	8.78
	12H	8.27	8.68	8.76	9.14	9.66	8.27	8.68	8.76	9.14	9.66
8H	4H	6.02	6.47	6.50	6.93	7.40	6.02	6.47	6.50	6.93	7.40
	6H	7.22	7.59	7.72	8.07	8.58	7.22	7.59	7.72	8.07	8.58
	8H	8.15	8.46	8.69	8.98	9.48	8.15	8.46	8.69	8.98	9.48
	12H	9.30	9.53	9.85	10.05	10.58	9.30	9.53	9.85	10.05	10.58
12H	4H	6.08	6.50	6.58	6.95	7.47	6.08	6.50	6.58	6.95	7.47
	6H	7.44	7.75	7.98	8.27	8.77	7.44	7.75	7.98	8.27	8.77
	8H	8.46	8.69	9.00	9.21	9.73	8.46	8.69	9.00	9.21	9.73
Variation with the observer position at spacings:											
S = 1.0H		2.1/-1.8					2.1/-1.8				
S = 1.5H		3.0/-1.9					3.0/-1.9				
S = 2.0H		3.8/-1.6					3.8/-1.6				
Standard tables:		BKBF					BKBF				
Uncorrected UGR		-7.6					-7.6				

依据CIE Publ. 117 计算 UGR, S/H = 0.25